



A reliable automated system means faster make-ready times and labor savings


RYOBİ Semiautomatic Plate Changer

The RYOBİ semiautomatic plate changer comes as standard equipment and allows plates to be changed quickly and accurately. The operator merely sets the plate on the positioning pins and presses the button. There is no need to bend the leading edge or the tail edge of the plate. This automated system allows easy reuse of the stored printing plates. Plus, lateral image accuracy that may occur due to paper stretching can be adjusted with the fanout plate clamp.

Automatic Cleaning Devices

The various automatic cleaning devices of the RYOBİ 750 Series (automatic blanket cleaning device, automatic impression cylinder cleaning device, automatic ink roller cleaning device) reduce the time and effort involved in cleaning and changing colors, reducing the burden on the operator. The RYOBİ PCS-G Printing Control System allows the operator to turn each device ON and OFF as well as select the cleaning pattern according to the degree of cleaning required.

- **Automatic Blanket Cleaning Device (standard) and Automatic Impression Cylinder Cleaning Device (option)**
These devices use cleaning cloth saturated with cleaning solution. Maintenance is easy, requiring only a change of the cleaning cloth.
- **Automatic Ink Roller Cleaning Device (option)**
This device performs cleaning by separately spraying water and cleaning solution, and can efficiently remove ink as well as paper dust on rollers.



Automatic blanket cleaning device



Automatic ink roller cleaning device



RYOBİ RP740-425AUTO High-Precision Register Punch (option)

The RYOBİ RP740-425AUTO uses a pair of CCD cameras to scan for registration marks exposed on the plate. It then automatically adjusts the vertical, lateral and diagonal direction of the plate and punches holes in the plate to match the image position. Accurate, efficient punching further assures the accuracy of the RYOBİ semiautomatic plate changer. The RYOBİ RP740-425E, a manual-type punch, is also available.



Pull side guide preset system

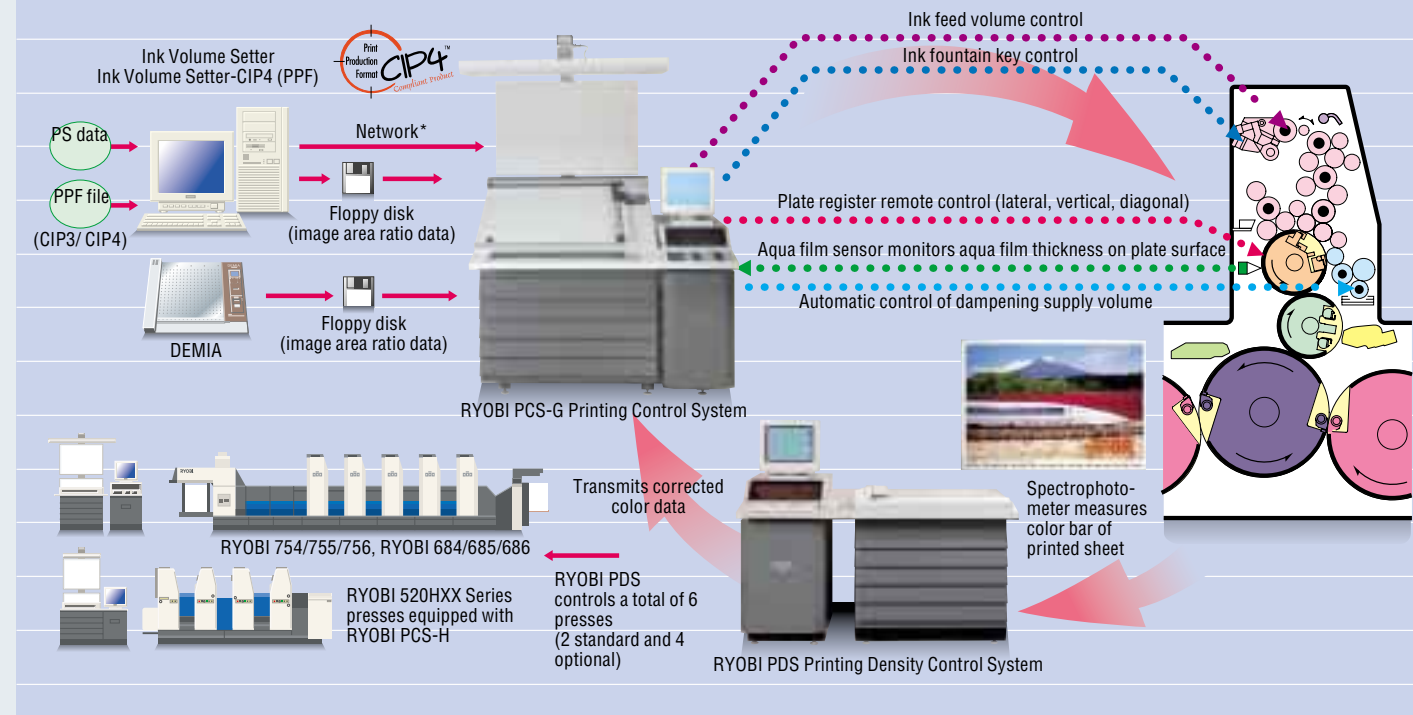
Paper Size and Impression Pressure Presets

The RYOBİ 750 Series allows the operator to enter preset values for paper size and thickness using the touch-panel display. Positions of the feeder head and delivery section guides as well as pull side guides can be preset. Plus, an impression pressure preset system is also available.

Note: The pull side guide preset system comes as standard equipment. Feeder head preset, delivery section preset, and impression pressure preset systems are available as options.

Easy-to-use, efficient functions guarantee consistently high-quality printing

System Flowchart



*Network connection equipment such as cables and hubs must be supplied by the user.

RYOBİ PCS-G Printing Control System

The RYOBİ 750 Series is equipped with the RYOBİ PCS-G Printing Control System. This system lets operators remotely control subtle ink and water balance adjustments. The operation panel is equipped with a touch-panel display, from which the operator can easily control RYOBİ Program Inking, save and call up printing data on floppy disks and check the opening volumes of the ink fountain keys.

RYOBİ Program Inking

RYOBİ Program Inking automatically supplies ink to the ink rollers to match the image from the very start of printing. After the set number of prints are finished, the ink on the rollers is automatically restored to an even state, allowing the operator to proceed quickly to the next job and minimizing the amount of wasted paper generated at the start of printing.

RYOBİ PDS, RYOBİ PDS-E Printing Density Control System (option)

The RYOBİ PDS Printing Density Control System measures the color bar of the printed sheet using special sensors in a spectrophotometer. Values needed to correct color densities to match those of the OK sheet are calculated and provided as feedback to the RYOBİ PCS-G which, in turn, makes appropriate adjustments in the openings of the ink fountain keys. A simplified version, the RYOBİ PDS-E, is also available.

Ink Volume Setter (option) Ink Volume Setter-CIP4 (PPF) (option)

Image area ratio data is calculated by Ink Volume Setter software (for PS data) using the PostScript data created on Macintosh or Windows® computers and then converted by using the RYOBİ PCS-G Printing Control System to preset the ink fountain keys. Plus, with Ink Volume Setter-CIP4 (PPF) software, image area ratio data can be calculated from PPF files. Making effective use of pre-press data can dramatically reduce the labor involved in adjusting ink fountain keys prior to production printing.

Ink Roller Temperature Control System (option)

By circulating temperature-controlled water (warm water and cold water) inside the oscillating rollers and fountain rollers, roller temperature is maintained at the optimum level. By minimizing variations in ink roller temperature, you get consistent print quality, even during high-speed, long-run printing.

RYOBİ AAC Aqua Automatic Control System

The dampening section features the RYOBİ AAC Aqua Automatic Control System, which further enhances the performance of the RYOBİ-matic continuous dampening system. A high-precision "aqua-film sensor" monitors the aqua film thickness on the plate surface and automatically controls the water fountain roller speed to maintain the optimum dampening supply volume set by the operator. Note: A sufficiently grained surface on metal plates is needed for efficient use of the RYOBİ AAC system. For more information, please ask your dealer.

A coating and drying system that boosts added value



Open type doctor blade coating system

Vertical, lateral and diagonal coating adjustments can be done during printing, making spot coating positioning easy. An optional chamber-type doctor blade coating system is also available. This system features automatic coating set-up and automatic cleaning functions, which give operators touch-screen control over setting up and cleaning the coating circulation system, greatly reducing the time needed for start-up, completion, and coating changes.

Coating Unit

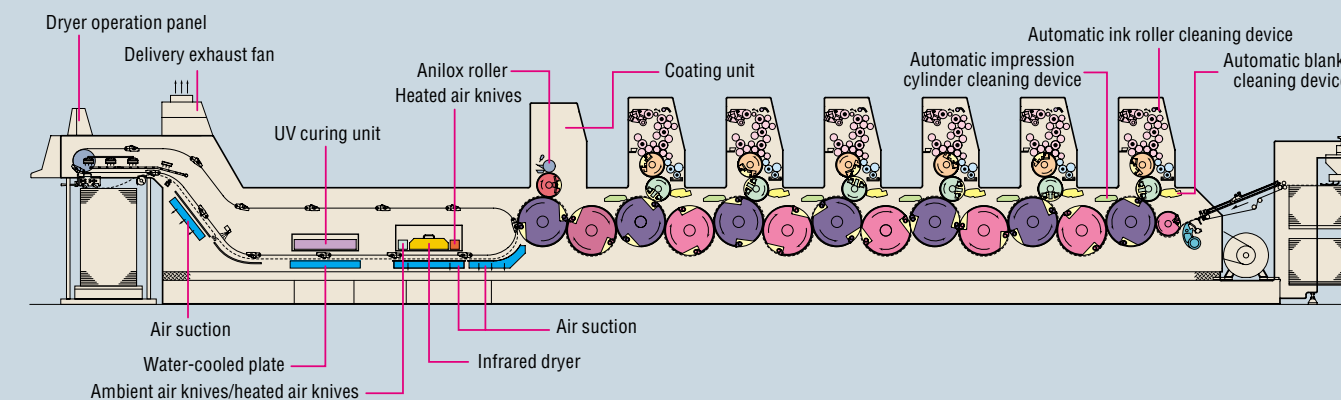
The RYOBİ 750 Series can be equipped with an in-line coating system for applying aqueous or UV coatings over printed materials. These protective and gloss coatings add higher value to printing. Thanks to the system's shortened drying time, it can be helpful especially for short-run jobs.

Drying System Capable of Handling High-Speed Operation

Drying aqueous coatings is done with a system that uses a combination of heat from an infrared dryer as well as heated and ambient air knives. The infrared dryer and the air knives can be adjusted to provide optimum drying of inks and coatings, and deliver ample drying capacity even during high-speed operation. A UV curing unit can be built into the press for applications such as printing that demands quick drying times, glossy printing and printing on special films.

Mechanical Layout

RYOBİ 756 (type 6-E: 6-color press with coating unit and infrared dryer/UV curing unit)



Combination Chart

Model name	Type (S, XL type)	Number of printing units	Coating unit	Delivery type			Dryer	
				Standard	Semi-long	Long	Infrared dryer	UV curing unit
RYOBİ 754	4-A	4	—	●	—	—	—	—
	4-B	4	●	—	●	—	○	—
	4-C	4	●	—	—	●	○	○
	4-D	4	●	—	●	—	○	—
	4-E	4	●	—	—	●	○	○
RYOBİ 755	5-A	5	—	●	—	—	—	—
	5-B	5	●	—	●	—	○	—
	5-C	5	●	—	—	●	○	○
	5-D	5	●	—	●	—	○	—
	5-E	5	●	—	—	●	○	○
RYOBİ 756	6-A	6	—	●	—	—	—	—
	6-B	6	●	—	●	—	○	—
	6-C	6	●	—	—	●	○	○
	6-D	6	●	—	—	—	○	—
	6-E	6	●	—	—	●	○	○

● : Standard equipment ● : Optional equipment for field retrofit ○ : Optional equipment — : Not available

S type: Max. printing area (W x L); 750 x 545 mm (29.53 x 21.46") XL type: Max. printing area (W x L); 750 x 580 mm (29.53 x 22.83")

RYOBI 750 Series

The Ideal Offset Presses

The RYOBI 680 Series has been highly praised for its superb ability for delivering excellent productivity and quality. Now, based on the functions and features of the 680 Series, RYOBI introduces the new 750 Series.

The RYOBI 750 Series further boosts productivity with advanced automation, from paper size setting to ink volume adjustment. Thanks to these automated features, the 750 Series presses provide faster make-ready times and greater labor savings, while maintaining high print quality. Plus, for higher added value, models are available with a 5th and 6th color printing unit for custom color printing, and/or with a built-in coating unit for in-line aqueous/UV coating.

The RYOBI 750 Series comes in two types: the S type press, which offers a maximum printing area of 750 x 545 mm, and the XL type press with a maximum printing area of 750 x 580 mm. Both presses allow 4-up B4 size and 8-up B5 size printing, while the XL type also allows 6-up printing on 8.5 x 11" stock. This gives users a wider range of possibilities to expand their business.

With its superb productivity, quality, and versatility, the RYOBI 750 Series is the ideal choice in offset presses.



RYOBI 755

(type 5-D: 5-color press with coating unit and infrared dryer)



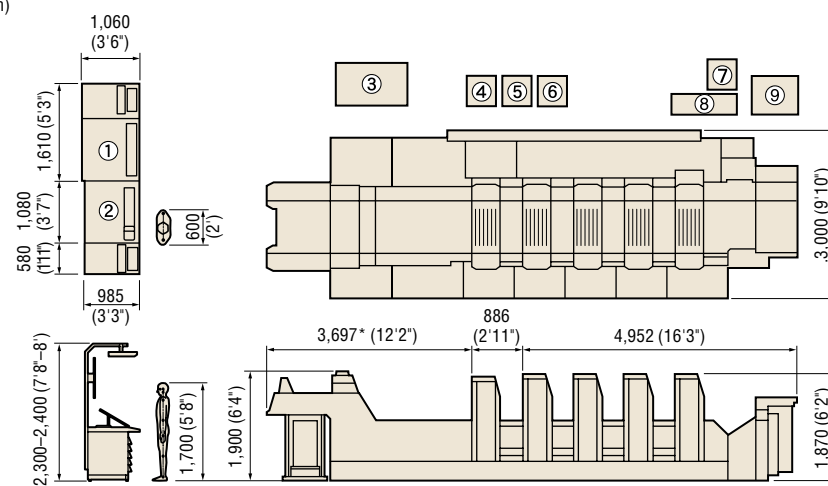
Printing Press Specifications

	RYOBI 754	RYOBI 755	RYOBI 756
Number of Printing Units	4	5	6
Dampening System	RYOBI-matic continuous dampening system		
Max. Paper Size	750 x 600 mm (29.53 x 23.62") Max. 788 x 600 mm (31.02 x 23.62") stock can be fed. Acceptable paper size will differ according to environmental conditions and stock types.		
Min. Paper Size	279 x 200 mm (10.98 x 7.87")		
Max. Printing Area	S type: 750 x 545 mm (29.53 x 21.46") XL type: 750 x 580 mm (29.53 x 22.83")		
Paper Thickness	0.04-0.6 mm (0.0016-0.024")		
Printing Speed	3,000-15,000 S.P.H. Local conditions, ink, stock and printing plate types, and printing quality required will affect the maximum printing speed.		
Plate Loading System	RYOBI semiautomatic plate changer		
Plate Size	S type: Standard: 745 x 605 mm (29.33 x 23.82") Max.: 760 x 605 mm (29.92 x 23.82") XL type: Standard: 745 x 635 mm (29.33 x 25") Max.: 760 x 635 mm (29.92 x 25") [Positioning pin pitch: 425 mm (16.73")]		
Plate Thickness	0.4 mm (0.016") (cylinder packing total)		
Feeder Pile Capacity	800 mm (31.50")		
Delivery Pile Capacity	925 mm (36.42")		
Number of Rollers	Ink Rollers	19 (form rollers: 4) per unit	
	Water Rollers	4 (form roller: 1) per unit	
Gripper Margin	10 ±1 mm (0.39 ±0.039")		
Vertical Image Micro Adjustment Range	±1.0 mm (±0.039") (front lay), ±1.0 mm (±0.039") (plate cylinder)		
Vertical Image Rough Adjustment Range	±20 mm (±0.79")		
Lateral Image Micro Adjustment Range	±2.5 mm (±0.098") (pull side guide), ±2.0 mm (±0.079") (plate cylinder)		
Diagonal Image Micro Adjustment Range	±0.2 mm (±0.007") (plate cylinder) (at max. printing area)		
Dimensions (L x W x H)*	7,333 x 3,000 x 1,870 mm (24'1" x 9'10" x 6'2")	8,219 x 3,000 x 1,870 mm (27' x 9'10" x 6'2")	9,105 x 3,000 x 1,870 mm (29'10" x 9'10" x 6'2")
	18 t (39,700 lbs.)	22 t (48,500 lbs.)	26 t (57,350 lbs.)
Weight*			

*Numbers shown are for type A models. Weight does not include peripheral devices of the press.

Dimensions

(Unit: mm)



- ① RYOBI PCS-G Operation Stand
- ② RYBI PDS Operation Stand
- ③ Infrared Dryer Control Box
- ④ Infrared Dryer Transformer
- ⑤ Aqueous Coating Circulation Device
- ⑥ Coating Barrel
- ⑦ Press Transformer
- ⑧ Compressor
- ⑨ Dampening Solution Cooling/Circulation Device

The block diagram at the left illustrates the RYOBI 754 with a coating unit and infrared dryer in a semi-long delivery system (type 4-D). Since installation space and peripheral equipment will vary according to the model, please consult your sales representative for further details.

*Standard delivery: 2,381 mm (7'10")
Long delivery: 4,688 mm (15'5")

- Macintosh is a registered trademark of Apple Computer, Inc.
- Windows is a registered trademark of Microsoft Corporation in the United States and other countries.
- All other product names and logos are trademarks or registered trademarks of their respective owners.

Design and specifications are subject to change without notice. Specifications may differ slightly depending on the country.

Coating Unit/Dryer Specifications

Max. Coating Area	S type: 750 x 545 mm (29.53 x 21.46") XL type: 750 x 580 mm (29.53 x 22.83")
Infrared Dryer Lamp Power	29.4 kW (4.9 kW x 6)
UV Curing Unit Lamp Power	35.4 kW (11.8 kW x 3)

Standard/Optional Equipment

Standard Equipment	
• RYOBI PCS-G Printing Control System (includes network kit for Ink Volume Setter)	• Ultrasonic Type Double Sheet Detector
• RYOBI Program Inking	• Slew Paper Detector
• RYOBI Semiautomatic Plate Changer	• Paper Transfer Jam Detector
• RYOBI-matic Continuous Dampening System	• Delivery Jam Detector
• Dampening Solution Cooling/Circulation Device	• Preset Repeat Counter with Batch Function
• RYOBI AAC Aqua Automatic Control System	• Print Counter
• Plate Register Remote Control Device	• Machine Counter
• Automatic Blanket Cleaning Device	• OK Monitor
• Static Eliminator	• Powder Spray Device
• Suction Tape Feeder Board	• Delivery Decurling Device
• Pull Side Guide Preset System	• Delivery Paper Tail Edge Blower
• Pull Side Guide Suction Wheel	• Nonstop Delivery Racking System
• Side Lay Sensor	• Hickey Picker
• Front Lay Blower	• Oscillating Bridge Roller
• Double Sheet Detectors (mechanical)	

Optional Equipment	
• RYOBI PDS Printing Density Control System	• Open Type Doctor Blade Coating System**
• RYOBI PDS-E Printing Density Control System	• Chamber Type Doctor Blade Coating System (includes automatic setup/cleaning functions)**
• Paper Size Preset System*1	• Infrared Dryer/UV Curing Unit**
• Impression Pressure Preset System*1 (includes program-controlled impression cylinder cleaning function)	• RYOBI RP740-425AUTO High-Precision Register Punch
• Ink Roller Temperature Control System*1	• RYOBI RP740-425F High-Precision Register Punch
• Automatic Impression Cylinder Cleaning Device*1	• Ink Volume Setter Software (for PS)
• Automatic Ink Roller Cleaning Device*1	• Ink Volume Setter-CIP4 Software (PPF)
• Automatic Dampening Solution Supply Device	• DEMIA (Device for Measuring Image Area of Plate)
• Intermediate Tank for Dampening Solution Cooling/Circulation Device	• Oscillating Ink Form Roller
• Nonstop Feeder*1	• UV Roller
• Skid Type Paper Pile Board	• UV Blanket

*1: Factory installation only. *2: Factory installation recommended.

RYOBI®

RYOBI 754

RYOBI 755

RYOBI 756

B2-Size Multi-Color Offset Presses



RYOBI

RYOBI LIMITED

GRAPHIC SYSTEMS DIVISION:

800-2 UKAI-CHO, FUCHU-SHI,
HIROSIMA-KEN 726-0002, JAPAN
TEL. 81-847-40-1600, FAX. 81-847-40-1601
RYOBI home page. <http://www.ryobi-group.co.jp>



ISO 9001 CERTIFIED

ISO 14001 CERTIFIED

RYOBI is the trademark of Ryobi Limited.

Cat. No. 750 Series Mar. '02 E01 HB10

Order No. H5744 01 00

Printed in Japan