

RYOBI[®]


RYOBI 1050 series

1050-4 / 1050-5 / 1050-6

B1-Size High-Speed Multi-Color Offset Presses

Model in photo is shown with optional accessories.





Take your business to a new level with the RYOBI 1050 series!

RYOBI is known for developing offset presses that meet the growing market need for quick turnaround time, high quality, and high added value. By providing systems that optimally match user requirements, RYOBI serves as a valuable partner for its customers.

Now RYOBI is ready to help you take your business to a new level.

The flagship RYOBI 1050 series embodies our most advanced technologies and latest innovations.

For the 1050 series, RYOBI has made every effort to ensure superior productivity, operability, reliability and quality to give you all the capabilities you want in a B1-size multi-color offset press.

A new level of operability is achieved through advanced systems such as the RYOBI PQS, which enables inline printing quality control, and the RYOBI PCS-L dual-monitor printing control system.

In addition, smooth linking with prepress and postpress lets you build the type of efficient digital workflow that helps boost your productivity. The RYOBI 1050 series' outstanding performance can lead to greater success for your business.

■ Stable Paper Feeding Performance

Paper feed mechanisms enables stable paper transportation

The automatic feeder pile lateral alignment function automatically adjusts the position of the feed table when the feeder pile is even slightly misaligned. The blower type static eliminator at the feeder, which efficiently eliminates static electricity, ensures reliable feeding by sorting the sheets properly. In addition, the suction tape feeder board and tape slow-down mechanism transport sheets to printing unit smoothly. The tape slow-down mechanism efficiently decelerates each sheet to ensure reliable front lay and pull side guide for sheet positioning. This achieves highly accurate sheet feeding.

Various detectors monitor paper transportation

Ultrasonic, electronic and mechanical double sheet detectors closely monitor double sheet feeding. In addition, the cause of paper feed trouble, such as paper skew and delayed and early arrival timing to the front lay, are displayed on the operation monitor to help the operator solve paper transportation problems efficiently, keeping delays to a minimum.

Pneumatic Pull Side Guide

Air suction is used for the pull side guide to eliminate concerns about roller marking. Adjustment is easy for different kinds of stock and can even be carried out while printing is in progress.



Pneumatic Pull Side Guide

Automatic Functions Enable High Performance and Superb Operability



RYOBI Full-RPC Fully Automatic Plate Changer (option)

RYOBI Semi-RPC Semiautomatic Plate Changer (standard) RYOBI Full-RPC Fully Automatic Plate Changer (option)

Models in the 1050 series come standard with the RYOBI Semi-RPC (semiautomatic plate changer), which can be optionally upgraded to the Full-RPC. On the Full-RPC, plate mounting and removal is entirely controlled from the RYOBI PCS-L touch panel, and the operator is free to carry out other tasks while the plates are being automatically changed. Even with the Semi-RPC, because the plates are set in place using positioning pins, high-precision plate mounting is easily accomplished with push-button control. With both Semi-RPC and Full-RPC there is no need to bend the plate's leading and trailing edge.

New Printing Control System: RYOBI PCS-L

The new RYOBI PCS-L uses dual operation monitors. Simultaneous display of two setting screens facilitates easy job setup and greatly improves operability.

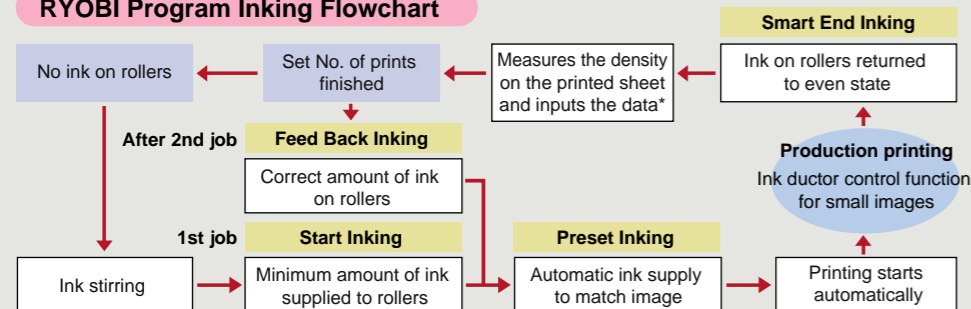


Printing Control System RYOBI PCS-L

RYOBI Program Inking

RYOBI Program Inking automatically sets the conversion curve for each color according to the image area ratio data calculated at pre-press. The ink settings, ink fountain roller speed, and number of contacts by the ink ductor roller are all controlled based on the conversion curves to assure the optimum ink volume. This function allows the operator to proceed quickly to the next job, minimizing the amount of wasted paper generated at the start of printing.

RYOBI Program Inking Flowchart



*Exclusive densitometer is required.

High-quality Printing Through Superior Design

Movable Shell Type Skeleton Transfer Drum (option)

The RYOBI 1050 series has been designed with movable shell type skeleton transfer drums. Different print stock types and thicknesses can be accommodated by shifting the shell, ensuring consistent print quality by minimizing scratching and marking of print stock. For printing on heavy card stock the shell sections are stowed inside the transfer drum. For printing on lightweight stock, the transfer drum can be expanded by attaching the shell sections.



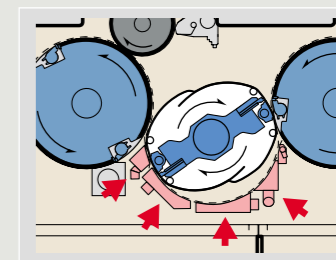
Transfer Drum for Printing on Heavy Card Stock



Transfer Drum for Printing on Lightweight Stock

Transfer Cylinder Air Guide Plate (option)

The transfer cylinders are equipped with air guide plates to ensure minimal scratching to print stock even during high-speed printing. Air blow and suction from the plate forms a cushion between the guide and print stock and supports reliable transfer of the printed sheets.



Transfer Cylinder Air Guide Plate

RYOBI PQS Inline Printing Quality Control System (option)

The RYOBI PQS is an inline printing quality control system that controls ink density during the print run. A CCD camera mounted at the delivery section, takes a digital image to measure the density of the color bar on the printed sheets. Values needed to correct the color densities to match those of target densities are calculated and provided as feedback to printing control system, which appropriately adjusts the openings of the ink fountain keys. The RYOBI PQS allows efficient color adjustment and reduces wasted printing sheets. In addition, this system is also able to detect print defects such as hickeys and markings and automatically marks out flawed printed sheets from non-defective products by inserting marker tapes.



RYOBI PQS Inline Printing Quality Control System (option)

Double-diameter Cylinder Printing Mechanism

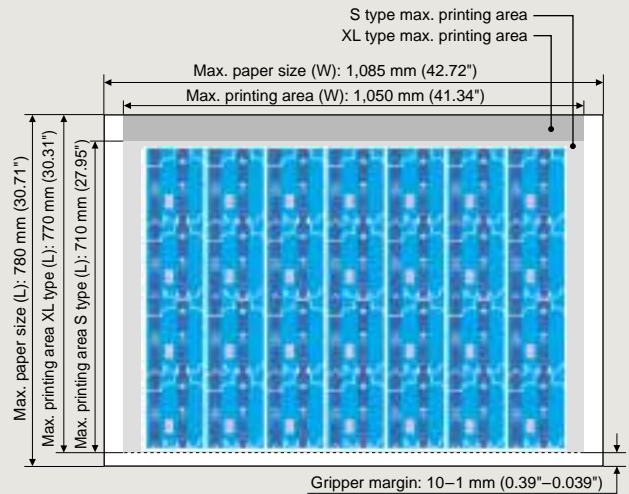
The printing unit consists of a double-diameter impression cylinder and a double-diameter transfer drum. These cylinders, which have a large curvature ratio, transport paper with minimum flapping, providing stable paper transport even when printing on heavy stock.



Flexibility to Handle a Wide Range of Jobs

The RYOBI 1050 series can handle stock measuring up to 1,085 x 780 mm (42.72" x 30.71"). The maximum printing area is 1,050 x 710 mm (41.34" x 27.95") with S types and 1,050 x 770 mm (41.34" x 30.31") with XL types. The presses can also print on stock from a lightweight 0.04 mm (0.0016") to a heavy 0.6 mm (0.024")*. The RYOBI 1050 series has the flexibility to print commercial jobs such as posters, large newspaper inserts and pamphlets as well as labels and packaging.

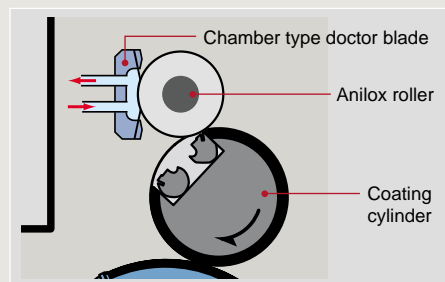
*An option is available to enable printing on 1.0 mm (0.039") stock.



High Value-added Printing

Inline Coating System

Aqueous or UV varnish coatings can be processed inline for fast and high value-added printing. The coating unit of the RYOBI 1050 series has a chamber-type doctor blade system that can apply a uniform layer of varnish over the entire print surface for a fine finish. And, the coating unit can be raised and lowered for enhanced operability.

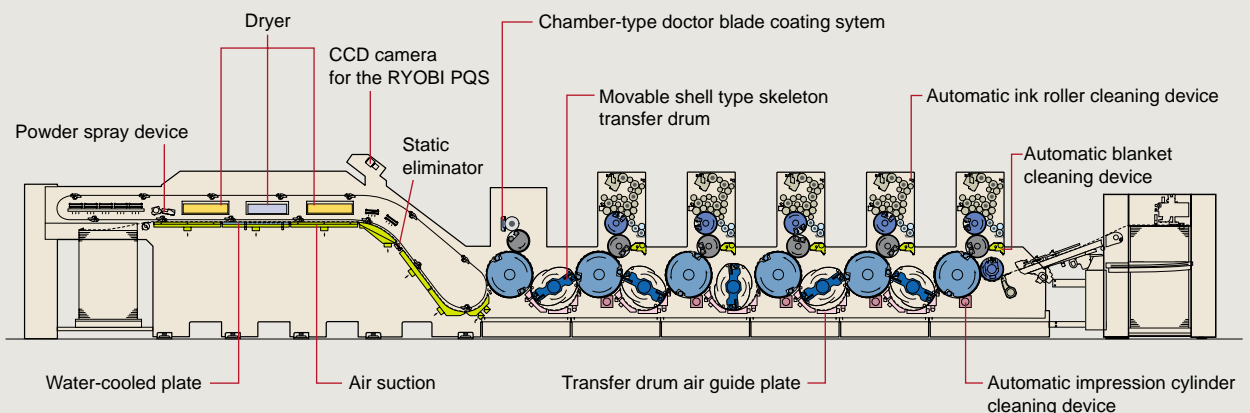


Chamber-type Doctor Blade Coating System

Choice of Four Delivery Systems

The delivery section comes in four types: Extra-long delivery, long delivery, semi-long delivery and standard delivery. Infrared and UV curing unit can be mounted at the delivery end. Combining a coating and UV curing unit not only provides quick drying for shorter delivery time, it also makes possible high-value added printing such as printing on film, metallized paper and other non absorptive materials.

Mechanical Configuration RYOBI 1050-5 (5-color press with coating unit, infrared dryer / UV curing unit and extra-long delivery)



■ Specifications

		RYOBI 1050-4	RYOBI 1050-5	RYOBI 1050-6
Number of Printing Units		4	5	6
Max. Paper Size		1,085 x 780 mm (42.72" x 30.71")		
Min. Paper Size		480 x 340 mm (18.9" x 13.39")		
Max. Printing Area		S type: 1,050 x 710 mm (41.34" x 27.95") XL type: 1,050 x 770 mm (41.34" x 30.31")		
Paper Thickness*1		Standard: 0.04 - 0.6 mm (0.0016" - 0.024") Option: 0.04 - 1.0 mm (0.0016" - 0.039")		
Printing Speed*2		4,000 - 16,000 S.P.H.		
Plate Size		S type: 1,060 x 800 mm (41.73" x 31.5") XL type: 1,060 x 850 mm (41.73" x 33.46") [positioning pin pitch: 780 mm (30.71")]		
Plate Thickness		0.45 mm (0.018")(Cylinder packing total)		
Blanket Size		1,100 x 943 x 1.95 mm (43.31" x 37.13" x 0.077")		
Feeder Pile Capacity		1,300 mm (51.18")(includes height of skid type paper pile board)		
Delivery Pile Capacity		1,300 mm (51.18")		
Gripper Margin		10-1 mm (0.39"-0.039")		
Printing Start Line		43 - 53 mm (1.69" - 2.07")		
Dimensions*3	Length	10,997 mm (36'1")	12,225 mm (40'1")	13,453 mm (44'2")
	Width	4,725 mm (15'6")	4,725 mm (15'6")	4,725 mm (15'6")
	Height	2,200 mm (7'3")	2,200 mm (7'3")	2,200 mm (7'3")
Weight*4		48 t (105,821 lbs.)	57.2 t (126,103 lbs.)	66.4 t (146,385 lbs.)

*1: There are some limitations to print thick paper depending on paper types.

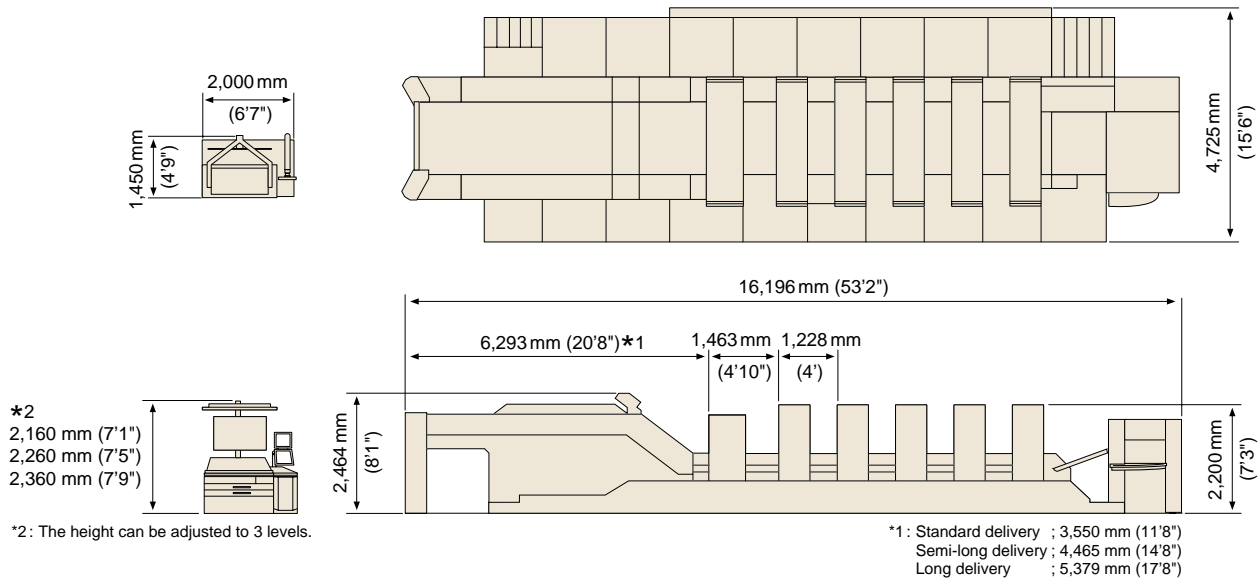
*2: Local conditions, ink, stock, and printing plate types, and printing quality required will affect the printing speed.

*3: Value for the presses with standard delivery.

*4: Value for the presses with standard delivery. Weights do not include the peripheral equipment.

Design and specifications are subject to change without notice.
Specifications may slightly differ depending on the country.

■ Mechanical Dimensions RYOBI 1050-5 (5-color press with coating unit, infrared dryer / UV curing unit and extra-long delivery)



RYOBI

RYOBI LIMITED

GRAPHIC SYSTEMS DIVISION

International Sales and Marketing Section

5-2-8 TOSHIMA, KITA-KU, TOKYO 114-8518, JAPAN

TEL. 81-3-3927-5238, FAX. 81-3-3927-5240

RYOBI home page. <http://www.ryobi-group.co.jp/>



ISO 9001 CERTIFIED

ISO 14001 CERTIFIED

Copyright ' 2008 RYOBI LIMITED
Cat.No.1050 series Apr.'08 E01 HB15

Order No. H5054 01 00

Printed in Japan