



HD 7700 ULTIMA



The "ULTIMATE" in Desktop Punches



With our ingenious die pin retainer system, coupled with our Quick Change Die System you will have the ultimate in versatility and productivity. Patent#5,771,768 & 6,047,623

CE Approved

14" HEAVY DUTY ELECTRONIC OPEN END PUNCH


FEATURES *(See Specifications on Back)*

- New LED Diagnostic Display.
- Patented Anti-Jam Feature Detects Punch Overload. Triggers Auto Reversing Function to Eliminate Punch Jams. Also features Manual Reversing as a Backup.
- Rated up to 55 Sheets or 110 Pages of 20 lb. bond paper. The Number of Sheets Depends on the Paper Weight and Punch Pattern Used. (15,000 to 18,000 SPH). 90 Cycles Per Minute.
- Punch up to 10 Plastic Mylar Sheets Regardless of Hole Pattern (depending on Mylar Mil thickness).
- Patented "QCDS", Quick Change Die System. No Tools, Nothing to Take Apart. All Punch Pins Easily Disengage.
- The HD 7700 Has more than 20 Interchangeable Dies Available with 12 Standard Hole Patterns.
- Comes With Your Choice of one Standard Die. (Ask for Details)
- 14" Open Ended Punching, Allows for Wider Applications.
- New Paper Entry Chute for easy paper insertion.
- Extra High Capacity Waste Chip Tray with New View Access. No Sensors Needed.

- Smooth, Quiet, Power on Demand Operation.
- "Accu-Set" paper adjustment knob for fine adjustments on odd paper sizes.
- Use Foot Pedal, Versa Switch, or Palm Switch
- Extremely Durable All Metal Construction.

OPTIONAL FEATURES

- Can be ordered with the Versa Switch or the New Palm Switch (shown here).



THE ULTIMATE IN:
Quality Paper Punching and Book Binding
Equipment at Affordable Prices

www.RHIN-O-TUFF.com

HD 7700

MACHINE SPECIFICATIONS

ELECTRICAL REQUIREMENTS			WEIGHT		DIMENSIONS		
VOLTS AC	AMPS	Hz	MACHINE	SHIPPING	HEIGHT	WIDTH	DEPTH
115	4	60	80 lbs.	85 lbs.	8 1/2"	21"	22 1/2"
230	2	50	36.4 Kg	38.6 Kg	216 mm	534 mm	547 mm

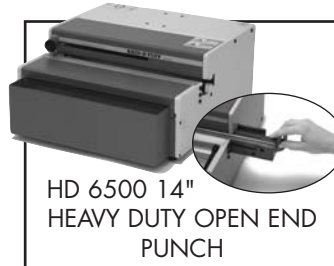
12 Standard Punch Die Patterns Available. All Other Patterns Available Upon Request.



APES 14 AUTOMATIC PAPER EJECTOR & STACKER



HD 7700-H HORIZONTAL PUNCH



HD 6500 14" HEAVY DUTY OPEN END PUNCH



HD 7500 24" PUNCH with the large document support table



KK 4171 Shown mounted on an HD 4170 machine



OD 4000 11" OPEN END ELECTRIC PUNCH shown with coil inserter and wire closer modules



PC 2000 MANUAL PUNCH AND COIL INSERTER



The HD 8370 Shown with the HD 7700 14" OPEN END PUNCH



HD 4170 RHIN-O-ROLL HEAVY DUTY COIL INSERTER



HD 7000 14" HEAVY DUTY DELUXE OPEN END PUNCH



HC 8024 24" WIRE CLOSER




THE HD 4270




HC 8318 18" WIRE INSERTER CLOSER



OD 4012 11" ELECTRIC PUNCH




PAL-14 MODULAR PIKS-A-LIFT



THE HD 4470 COMB OPENER MODULE



OD 4800 11" OPEN END MANUAL PUNCH



OD 3500 COMBO BINDING STATION shown with comb opener and coil inserter modules attached.



COMBO BINDING MODULES

HC 8200/8300 14" SEMI-AUTOMATIC WIRE INSERTER/CLOSER

OD 4300



HC 8000 14" WIRE CLOSER